

Join an online RCSI webinar - using Microsoft Teams

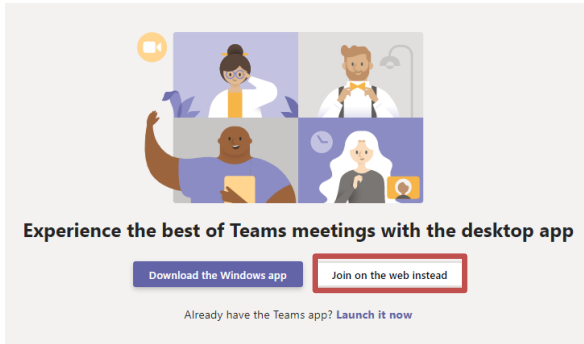
1. We recommend that you join an RCSI webinar using Chrome web browser. Apple devices may require you to download the free Teams App.

2. A URL will be provided to you. Click on the join URL.

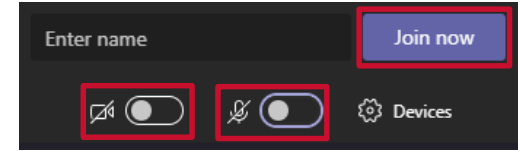
[Join Microsoft Teams Meeting](#)

[Learn more about Teams](#)

3. Select the option to 'Join on the web instead'.

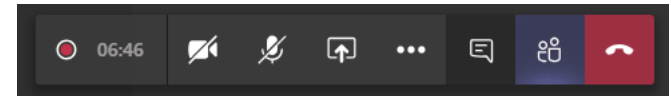


4. **Please turn off your mic and video camera**, enter your name and select to *Join now*.



Use device setting to change speaker and mic settings.

5. The organiser will admit you to the session.



6. To view and partake in the chat select: 

7. To see list of participants select: 

8. To exit the webinar select: 

9. To access additional controls, please select: 

10. The host will advise if the session is being recorded, and a record symbol will display: 